

MATTE URETHANE FINISH - TOPSEAL -

LONSEAL FLOORCARE

**Begin 48 hours
after installation**



**ALWAYS WEAR GOGGLES, GLOVES
AND SLIP RESISTANT SHOES WHEN
USING THIS PRODUCT.**

The floor should always be clean to minimize any slip hazard from build up of dust and tracked-in contaminants. When the floor is properly cleaned, you will notice increased traction.


LONSEAL
FLOORCARE

LONCARE

**NEUTRAL pH FLOOR CLEANER FOR
RESILIENT SHEET VINYL**




Initial and Daily Maintenance




1. Install and maintain entry matting with a non-staining backing to reduce tracked-in dirt and contaminants.



2. Dust mop the entire area with a clean microfiber pad to remove dust and debris.



1. Dilute **LONCARE** 2oz per gallon of cold tap water. Damp mop using a clean microfiber mop pad.



1. To remove scuff marks, BUFF area with a low speed machine equipped with a clean white pad and diluted **LONCARE**.
2. Always use clean buffing pads and change pads as they get clogged.

Note: Always use quality pH neutral cleaning products. Harsh cleaning products (i.e. Pine Sol, Mr. Clean) can cause damage to **LONSEAL's** flooring product.

Do not use abrasive pads, brushes or cleaning agents.

LONSEAL, INC.