

**Begin 48 hours
after installation**



**ALWAYS WEAR GOGGLES, GLOVES
AND SLIP RESISTANT SHOES WHEN
USING THIS PRODUCT.**

The floor should always be clean to minimize any slip hazard from build up of dust and tracked-in contaminants. When the floor is properly cleaned, you will notice increased traction.


LONSEAL
FLOORCARE

LONCARE

**NEUTRAL pH FLOOR CLEANER FOR
RESILIENT SHEET VINYL**




Initial and Daily Maintenance




1. Install and maintain entry matting with a non-staining backing to reduce tracked-in dirt and contaminants.



2. Sweep with a soft bristle broom or microfiber dust mop the entire area to remove dust and debris.



1. Dilute **LONCARE** 2oz per gallon of cold tap water. Damp mop using a clean microfiber mop pad.



1. To remove scuff marks BUFF area with a low speed machine equipped with a clean contact pad until clean and dry.
2. Change contact pads when they get clogged.

Note: Always use quality pH neutral cleaning products. Harsh cleaning products (i.e. Pine Sol, Mr. Clean) can cause damage to **LONSEAL's** flooring product.

Do not use abrasive pads, brushes or cleaning agents.